

Opt in for text & email disconnect alerts

Log in to LES' payment portal and opt in to receive text and email notifications of disconnect alerts.

Sign up today at LES.com > Pay my bill > Pay online.

1. Click "PAY BILL" at LES.com



2. Click "PAY ONLINE"



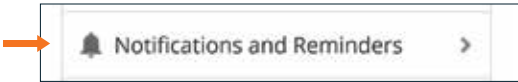
3. SIGN IN or SIGN UP*




*If you need to sign up for an LES online account, just fill out your information and then move to the next step.

Continue ►

4. Click on "Notifications and Reminders"




5. Click your preferred notification option(s)



6. Choose "When scheduled to be disconnected"



7. Click "Cell Phone" for text notification opt-in

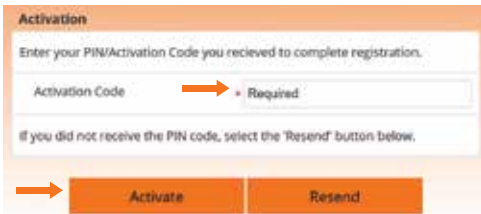


8. Enter the cell phone number* for alerts, agree to terms and click "Send"



*Include area code when inserting your mobile number

9. The system will send an activation code via text message to complete the opt in. Insert the Activation Code, then click "Activate"



Follow similar steps to receive email disconnect alerts. Questions? Contact us at **402.475.4211** or **customerservice@les.com**.